

NEWS

KUD 2023-01
03.02.2023



Citymaster 1650 ZE

Check and grease connections X3 + X4 on the power distribution box of the dirt hopper

Dear Sir or Madam,

to prevent malfunctions of the suction blower / high pressure cleaner on the dirt hopper, the connections (12V + CAN) X3 and X4 on the power distribution box at the rear of the dirt hopper must be checked for moisture and corrosion. Depending on the condition, the electrical pins must be replaced or cleaned.

After that, it is mandatory to apply battery terminal grease from both sides on the sockets and plugs X3 and X4 to protect them from moisture penetration.

This procedure can be carried out as part of a maintenance or other repair.

Instructions for this are attached.

Best regards

A handwritten signature in blue ink, appearing to read 'Jens Grießbach'.

Jens Grießbach
After Sales Service
Hako GmbH

A handwritten signature in blue ink, appearing to read 'Lars Albermann'.

Lars Albermann
After Sales Service
Hako GmbH

Inspection of connections X3 + X4 inside power distribution box of the dirt hopper




• ***Citymaster 1650 ZE***



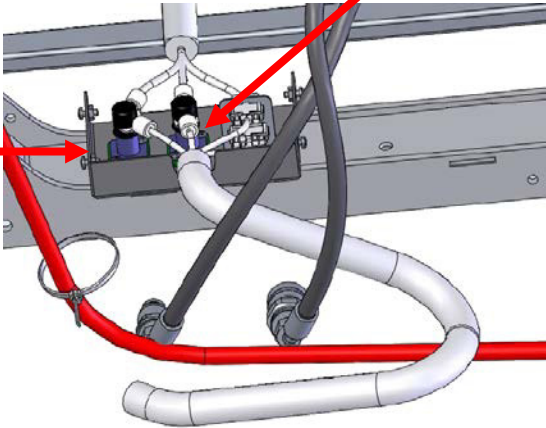
Power distribution box inside dirt hopper

Dirt hopper



Power distribution box
48V / 12V


Power distribution box
48V / 12V





Inspection of connections X3 + X4

Remove the cover of the power distribution box (48V / 12V).

Cover of power distribution box
48V / 12V



Power distribution box
48V / 12V




Connection X4

Connection X3

48V – Distribution
to dirt hopper


Inspection of connections X3 + X4

Disconnect connections X3 and X4 and check plugs + sockets for moisture and corrosion, clean or replace pins if necessary.




Connection
X4

Connection
X3



Inspection of connections X3 + X4

Apply battery terminal grease to plugs + sockets (X3 + X4) on both sides to protect them from moisture penetration.





Battery terminal grease



Inspection of connections X3 + X4

Complete the connections again and mount the cover on the power distribution box.

Finally, perform a function test!



Completed